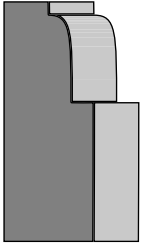


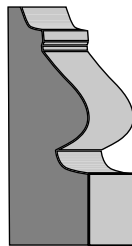
Door Stops & Misc.

DS2



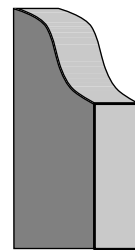
1/2 x 1-1/4

DS1



7/16 x 1-1/4

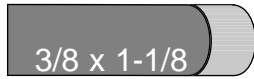
DS3



7/16 x 1-1/4

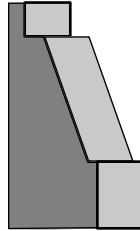
Door Stops & Misc.

Fillet M12



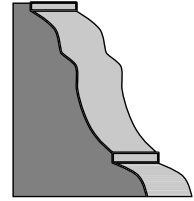
3/8 x 1-1/8

M1



1/2 x 1-3/4

M#28



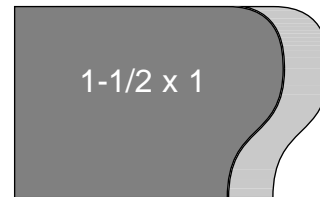
3/4 x 1

Fillet M12



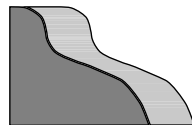
5/16 x 7/8

Sill Bullnose M11



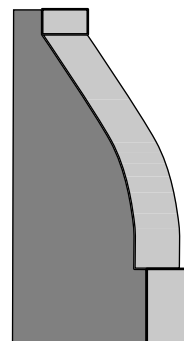
1-1/2 x 1

**M-3
#11062**



5/8 x 3/4

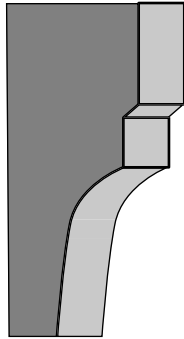
M4



3/4 x 1-3/4

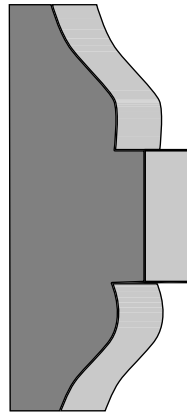
Door Stops & Misc.

M5



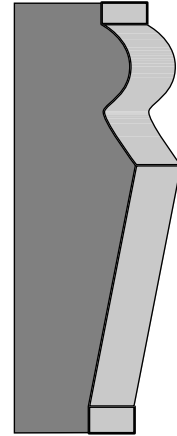
$3/4 \times 1-3/4$

M6



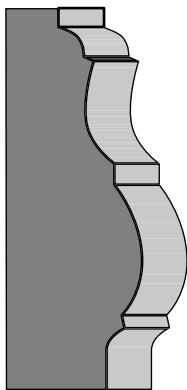
$3/4 \times 2-1/8$

M7



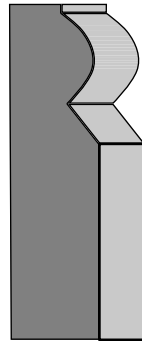
$11/16 \times 2-1/4$

M8



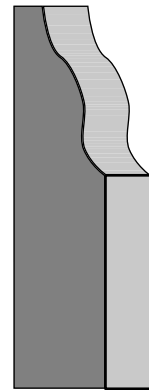
$3/4 \times 2$

M9



$1/2 \times 1-3/4$

M10



$1/2 \times 1-3/4$